

If you have any questions, please contact me at jamie@teachmommyteach.com

Thank you for downloading!

You May:

- use these resources in your own home or classroom for non-commercial use.
- print as many copies as you would like.
- share the website link, <https://teachmommyteach.com/>, where this printable can be found, so that others can download the file.

You May NOT:

- sell, give away, or share a printed copy. Each person should download separately and print.
- print out a copy for multiple teachers, as in an entire school, co-op, or other group. Each teacher should download separately and print.
- link directly to the pdf. Instead, link to the page on <https://teachmommyteach.com/> or <https://teacherspayteacher.com/> where you found the download.
- claim this or any part of this printable as your own.
- alter this printable and claim it as your own.
- host any of the files on your personal or other websites that can be shared with others.
- Upload this resource to any file sharing sites

Credits!! Thank you Speaking of Images and Open Clipart!



<https://www.teacherspayteachers.com/Store/Speaking-Of-Images>



<https://openclipart.org/>

Set 2 Book 11: The Sad Cat

Pre-Reading Worksheets

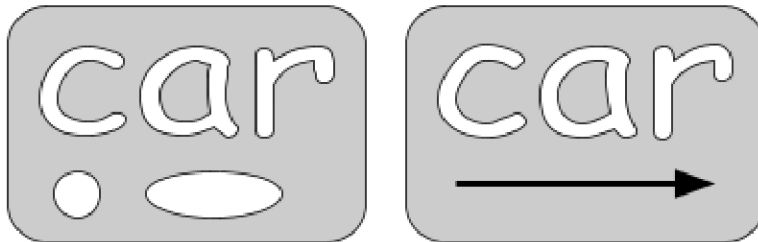
Your child will practice *CVC* words and the r-controlled vowels *ar* and *or*. Your child will review the high-frequency word *for*.

Name: _____

Practice saying the **AR** sound. Use the picture of the mouth as a reference.



Sound out the following word. Color the **AR** in the word.



Let's practice reading other **AR** words. Circle the **AR** in each word as you read it.

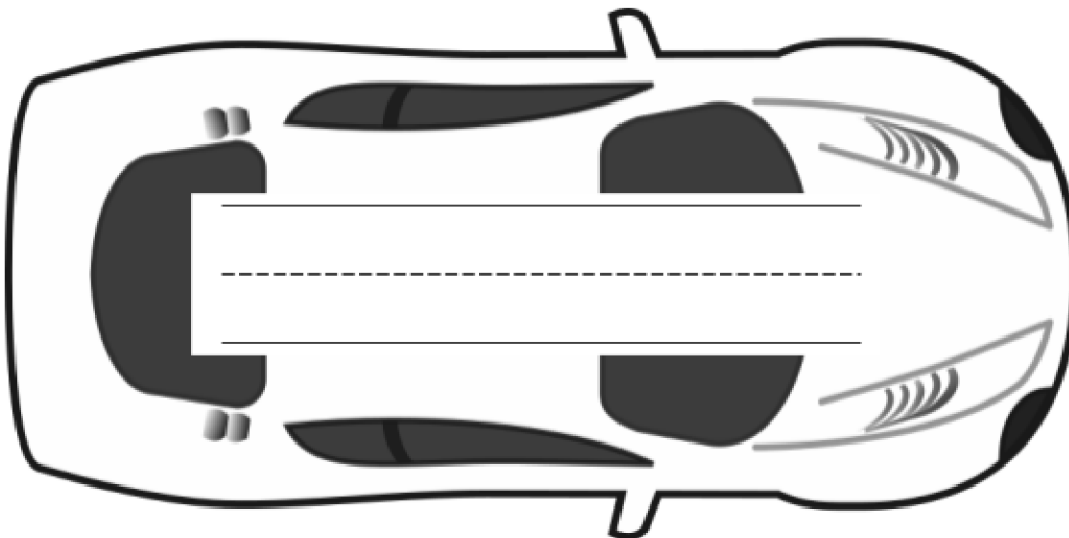
far

tar

bar

card


Write the word **CAR** on the top of the car.



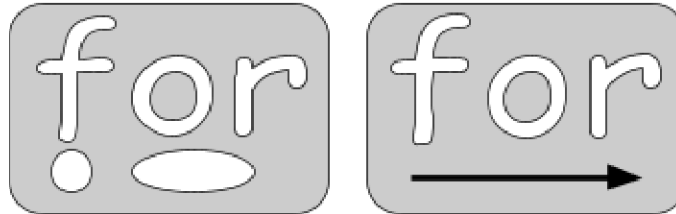
Thank you openclipart.org!

Name: _____

Practice saying the **OR** sound. Use the picture of the mouth as a reference.



Sound out the following word. Color the **OR** in the word.



Paint the sight word FOR with a Q-tip.

for

Set 2 Book 11: The Sad Cat

Extra Practice Post-Reading Worksheets

Name: _____

Cut out and sort the words on the Christmas ornaments into the **AR** and **OR** trees.



far

corn

card

car

for

ford

Set 2 Book 11:

The Sad Cat

Answers

Pre-Reading Worksheets

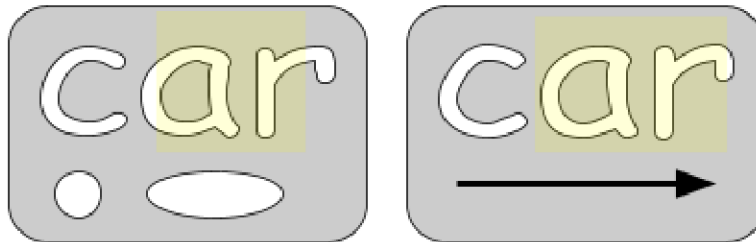
Your child will practice *CVC* words and the r-controlled vowels *ar* and *or*. Your child will review the high-frequency word *for*.

Name: Answers

Practice saying the **AR** sound. Use the picture of the mouth as a reference.



Sound out the following word. Color the **AR** in the word.



Let's practice reading other **AR** words. Circle the **AR** in each word as you read it.

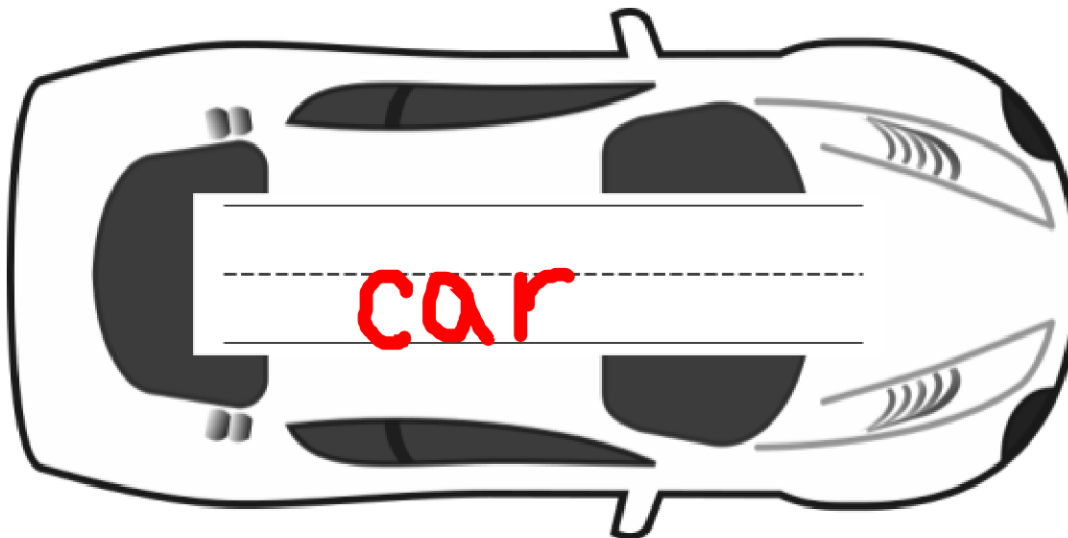
tar

tar

bar

card


Write the word **CAR** on the top of the car.



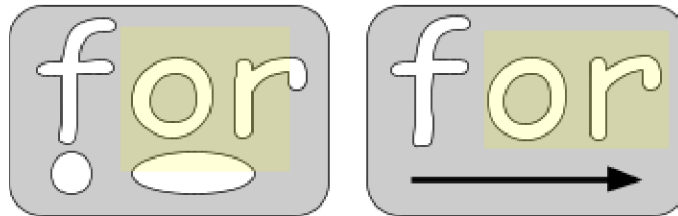
Thank you openclipart.org!

Name: Answers

Practice saying the **OR** sound. Use the picture of the mouth as a reference.



Sound out the following word. Color the **OR** in the word.



Paint the sight word **FOR** with a Q-tip.

for

Set 2 Book 11:
The Sad Cat
Answers
Extra Practice
Post-Reading Worksheets

Name: Answers

Cut out and sort the words on the Christmas ornaments into the AR and OR trees.

-AR

-OR

far corn card car for ford